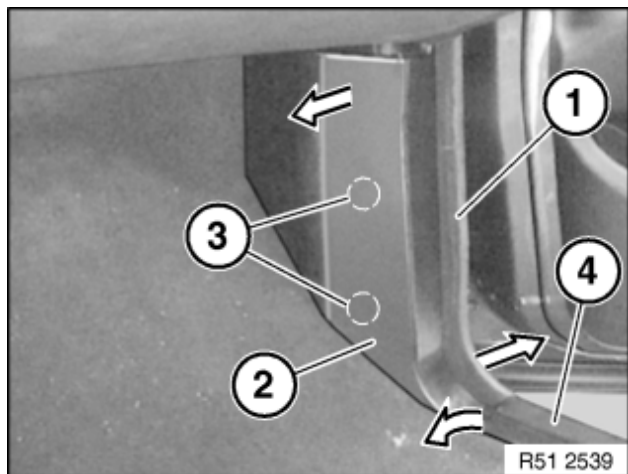


## 51 43 075 Removing and installing/replacing side trim panel, footwell, on A-pillar, right

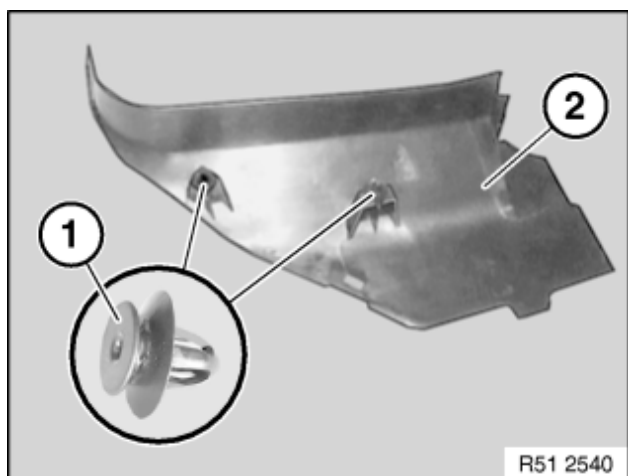
### [Remove bottom right trim panel from instrument panel.](#)



Detach mocket (1) in area of side trim panel (2).


Unclip clips (3) towards interior.

Withdraw side trim panel (2) from entrance cover strip (4) and remove towards interior.



### **Installation:**

If necessary, replace faulty clips (1) in side trim panel (2).



### *Installation:*

Insert guide (1) of side trim panel (2) into slot in carpet.