


## 51 43 150 Removing and installing or replacing trim for left or right door pillar (bottom)

[Remove front entrance cover strip.](#)

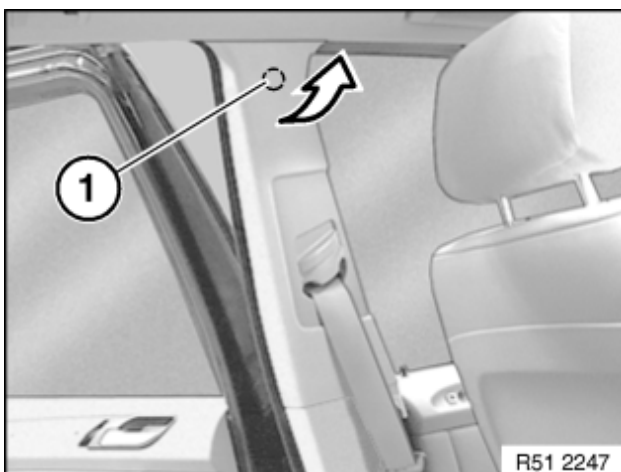
Remove rear entrance cover strip (2).



Partially remove mocket from B-pillar finisher.  
Unclip clips (1) in lower panel.




Unclip clips (1) in lower panel.




Unclip clip (1) in upper panel.  
Tilt upper panel upwards as far as possible.

### *Installation:*

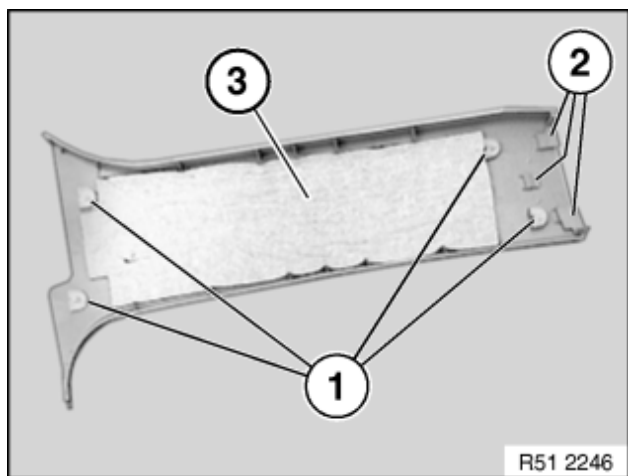
If necessary, replace defective clip (1).



Belt adjustment fixture (2) must enclose head of belt screw (3).



Detach lower panel (1) carefully from upper panel (2).



*Installation:*

If necessary, replace defective clips (1).

Guides (2) on trim (3) must not be damaged.