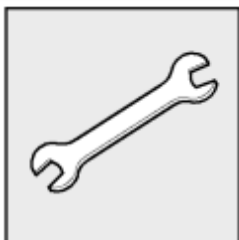


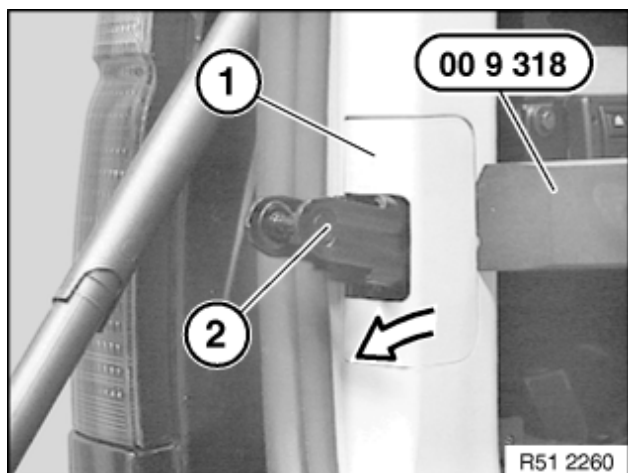
51 43 252 Removing and installing/replacing panel for rear roof pillar (D-pillar), left or right

Special tools required:

- [00 9 318](#)




[Remove trim for tail panel at top.](#)



Lever out cover (1) on rear lid lock (2) with (universal wedge) special tool [00 9 318](#).

Detach rear lid rubber.




Release screw (1).


Detach panel (2) at top approx. 30 mm from roof pillar.

Pull panel (1) to one side.

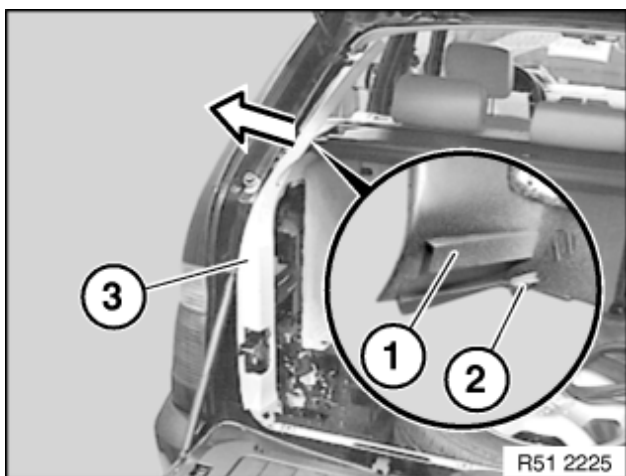
Detach lug (2) from headliner (3).

**Installation:**

If necessary, replace faulty lug (2) or clip (4).



Lift panel (1) over rear lid lock (2) and remove.

**Installation:**

Make sure guide (1) and journal (2) are correctly seated on panel (3).