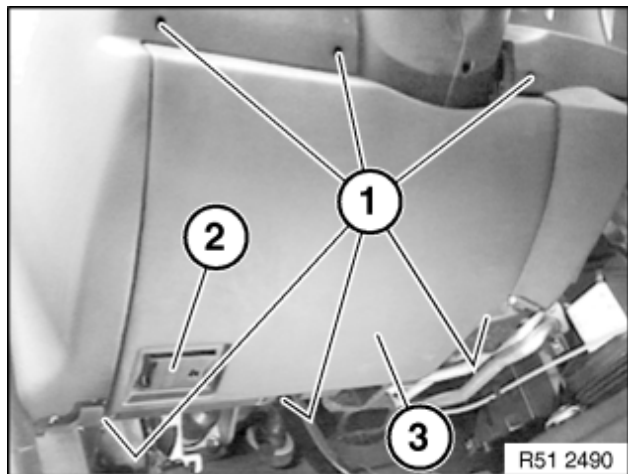


51 45 180 Removing and installing trim for instrument panel, bottom left

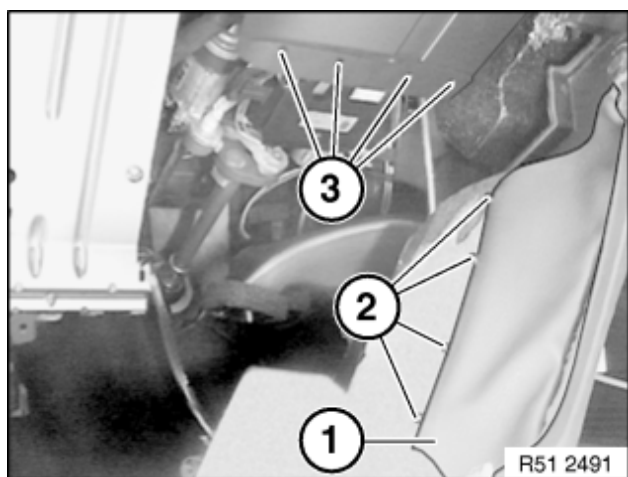
Remove trim for pedal assembly.



Release screws (1).

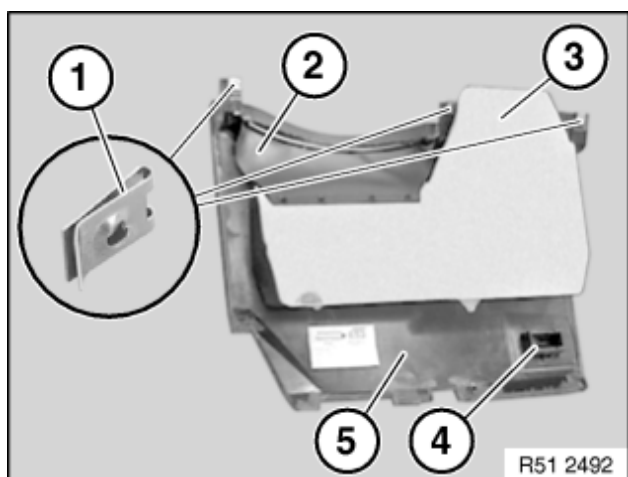
Disconnect plug connection for OBD socket (2).

Unclip rubber gaiter from steering wheel trim and remove trim (2).



Installation:

Clip rubber gaiter (1) correctly with clips (1) into fixtures (3) in steering wheel trim.



Installation:

If necessary, replace faulty metal nuts (1).

Rubber gaiter (2) and styrofoam (3) must not be damaged.

Replacement only:

Remove OBD socket (4) from trim (5).