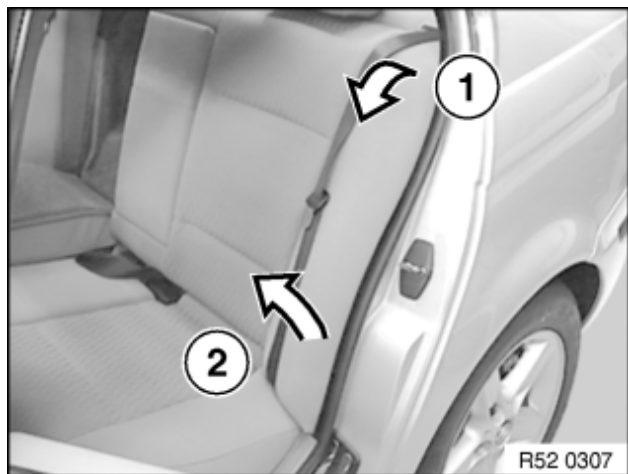


52 26 008 Removing and installing/replacing left or right side section of rear seat backrest (through-loading)


Release rear-seat backrest and fold forward.

Unclip backrest side section at top (1) and pull upwards (2) to remove.




Installation:

Unscrew clip (1) towards top out of plate.



Installation:

Slide clip (1) into locating receptacle (2) of backrest side section.



Installation:

Push guide (1) on backrest side section (2) into fixture (3).

